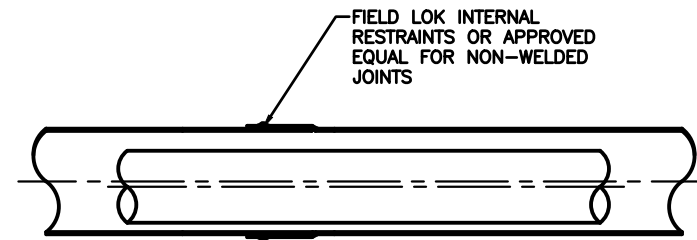
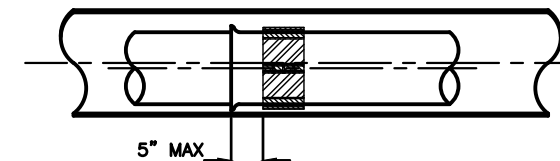


NOTES:

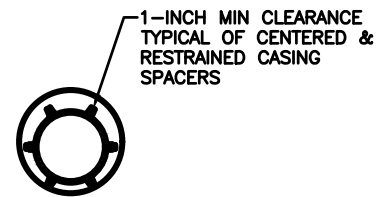
- CARRIER PIPE SHALL BE USED AS REQUIRED WITHIN CITY RIGHT-OF-WAY.
- ALL IRRIGATION PIPE LOCATED WITHIN CITY RIGHT-OF-WAY SHALL BE PVC C900 OR APPROVED EQUAL
- ALL JOINTS THROUGHOUT CASING SHALL BE RESTRAINED WITH FIELD LOC INTERNAL RESTRAINTS OR APPROVED EQUAL.
- RESTRAIN CARRIER PIPE ONE JOINT BEYOND END SEALS.
- MANUFACTURED CASING SPACER INTERVAL PER MANUFACTURER'S SPECIFICATIONS BUT NOT MORE THAN 10- FEET. MINIMUM 3 SPACERS PER PIPE LENGTH.
- CASING SHALL BE WELDED STEEL OR DUCTILE IRON FOR INSTALLATIONS LESS THAN 3- FEET BELOW ROAD GRADE. CPE MAY BE SUBSTITUTED FOR AREAS OUTSIDE OF PAVED ROADWAY.
- CASING PIPE LENGTHS SHALL BE OF THE LONGEST AVAILABLE LENGTH OF PIPE FROM MANUFACTURER
- NON- WELDED STEEL CASING SHALL BE EXTERNALLY RESTRAINED AT ALL JOINTS.
- 3M MARKER BALL TO BE PLACED DIRECTLY ABOVE JOINT RESTRAINT AT END OF PIPE.
- DETECTABLE MARKER TAPE TO BE INSTALLED 12- INCHES TO 14- INCHES ABOVE PIPE CASING. COLOR SHOULD BE ACCORDING TO APWA UNIFORM COLOR CODE FOR MARKING UNDERGROUND UTILITIES. DETECTABLE MARKING TAPE SHALL CONSIST OF INERT POLYETHYLENE PLASTIC THAT IS IMPERVIOUS TO ALL KNOWN ALKALIS, ACIDS, CHEMICAL REAGENTS, AND SOLVENTS LIKELY TO BE ENCOUNTERED IN THE SOIL, WITH A METALLIC FOIL CORE TO PROVIDE FOR THE MOST POSITIVE DETECTION AND PIPELINE LOCATION. DETECTABLE MARKING TAPE SHALL BE NO LESS THAN 2- INCHES WIDE, TYPE OF BURIED UTILITY SHOULD BE CLEARLY MARKED CONTINUOUSLY ALONG THE LENGTH OF THE RIBBON WITH MINIMUM 1-1/2 INCH LETTERS IN THE FOLLOWING FORMAT: "CAUTION BURIED (UTILITY TYPE) LINE"



NON WELDED JOINT DETAIL
N.T.S.



SPACER DISTANCE FROM BELL DETAIL
N.T.S.



CASING SPACERS DETAIL
N.T.S.

STANDARD DETAIL
CARRIER PIPE



SCALE: AS SHOWN	DESIGNED BY JB	APPROVED BY	REVISIONS			
			DATE	INITIAL	DATE	INITIAL
2/21/2006	SK	SK	12/20/2017	LBV	10/27/2020	CAW
			01/01/2022	AJS	03/23/2023	JTB

DETAIL NO.
S-250

PAGE
1 OF 1