



Jan. 28, 2022

Members

City of Wenatchee Parks, Recreation and Cultural Services Commission
1350 McKittrick Street
Wenatchee, WA 98801

Dear members of the City of Wenatchee Arts, Recreation and Parks Commission,

Link Transit recently used community input, ridership data and projected population growth to take a fresh look at how we provide service.

Our proposed Phase One Service Plan includes changes to Link's system designed to provide faster, more direct service throughout the day. Other benefits include:

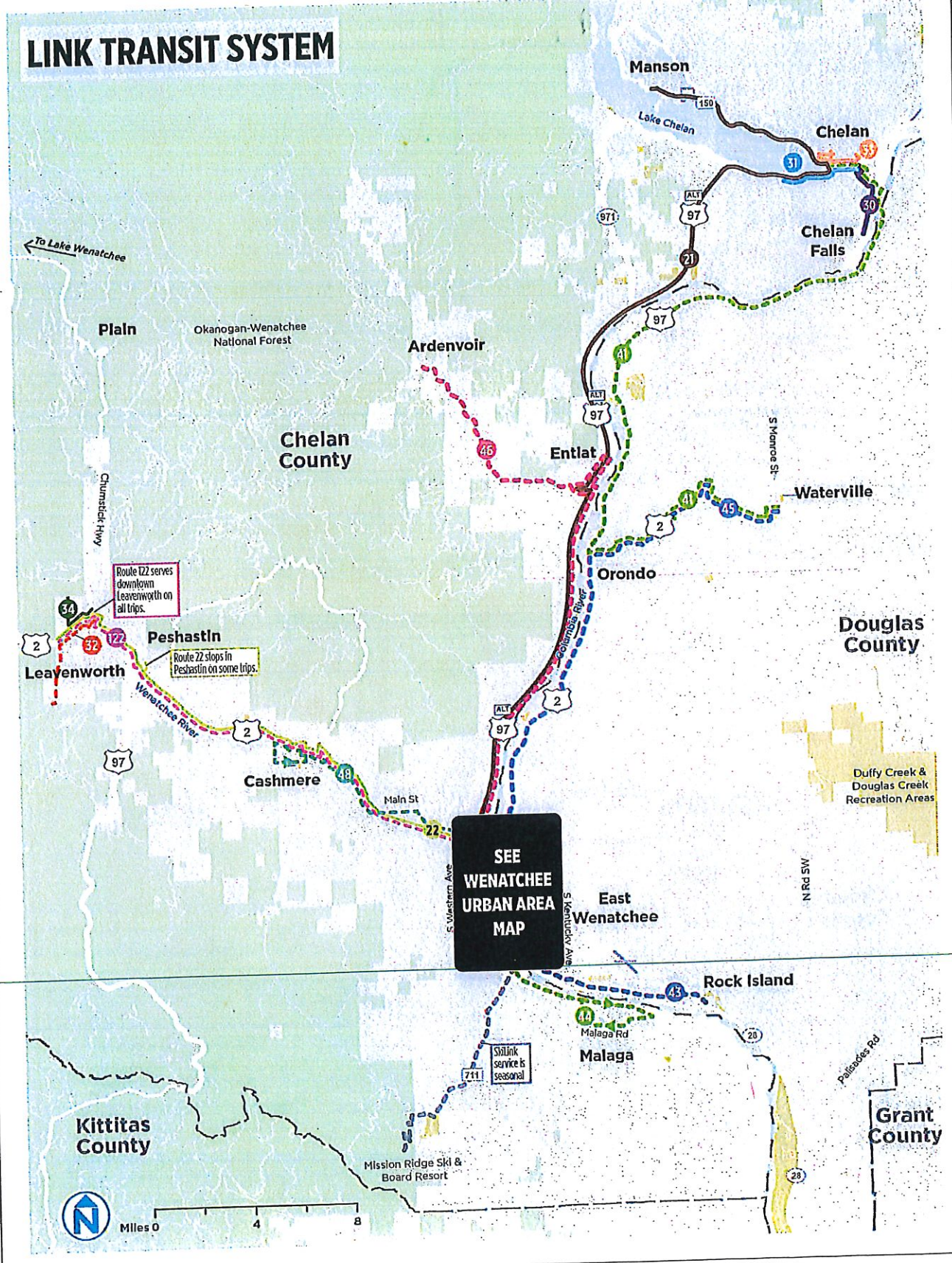
- Buses that arrive more often serving popular destinations in the Wenatchee/East Wenatchee area, including Walmart and Central Washington Hospital
- Express service connecting Leavenworth and Wenatchee
- In Chelan, addition of local circulators and a new regional connection from Waterville
- Service to new areas, including South Wenatchee, **Saddle Rock trailhead**, Chelan Falls, and Icicle Road.

We have provided a survey for citizens to provide input on the service changes and we hope that all of you, as community leaders, will take a moment to weigh in with your thoughts. A few pages from the survey related to the proposed Route 3 Central Washington Hospital/Saddlerock Trailhead are presented in this packet. Additional route and schedule information can be found by accessing the survey: www.linktranst.com/movingforward. For ease of access, a QR code is below.

Link Transit is the public transportation provider for Chelan and Douglas counties with a mission to deliver safe, reliable and cost-effective public transportation services that promote citizen access to work, recreation, commerce and public services.



LINK TRANSIT SYSTEM



To Lake Wenatchee

Plain

Okanogan-Wenatchee National Forest

Chelan County

Ardenvoir

Entlat

Waterville

Orondo

Douglas County

Duffy Creek & Douglas Creek Recreation Areas

Leavenworth

Peshastin

Cashmere

SEE WENATCHEE URBAN AREA MAP

East Wenatchee

Rock Island

Malaga

Kittitas County

Grant County

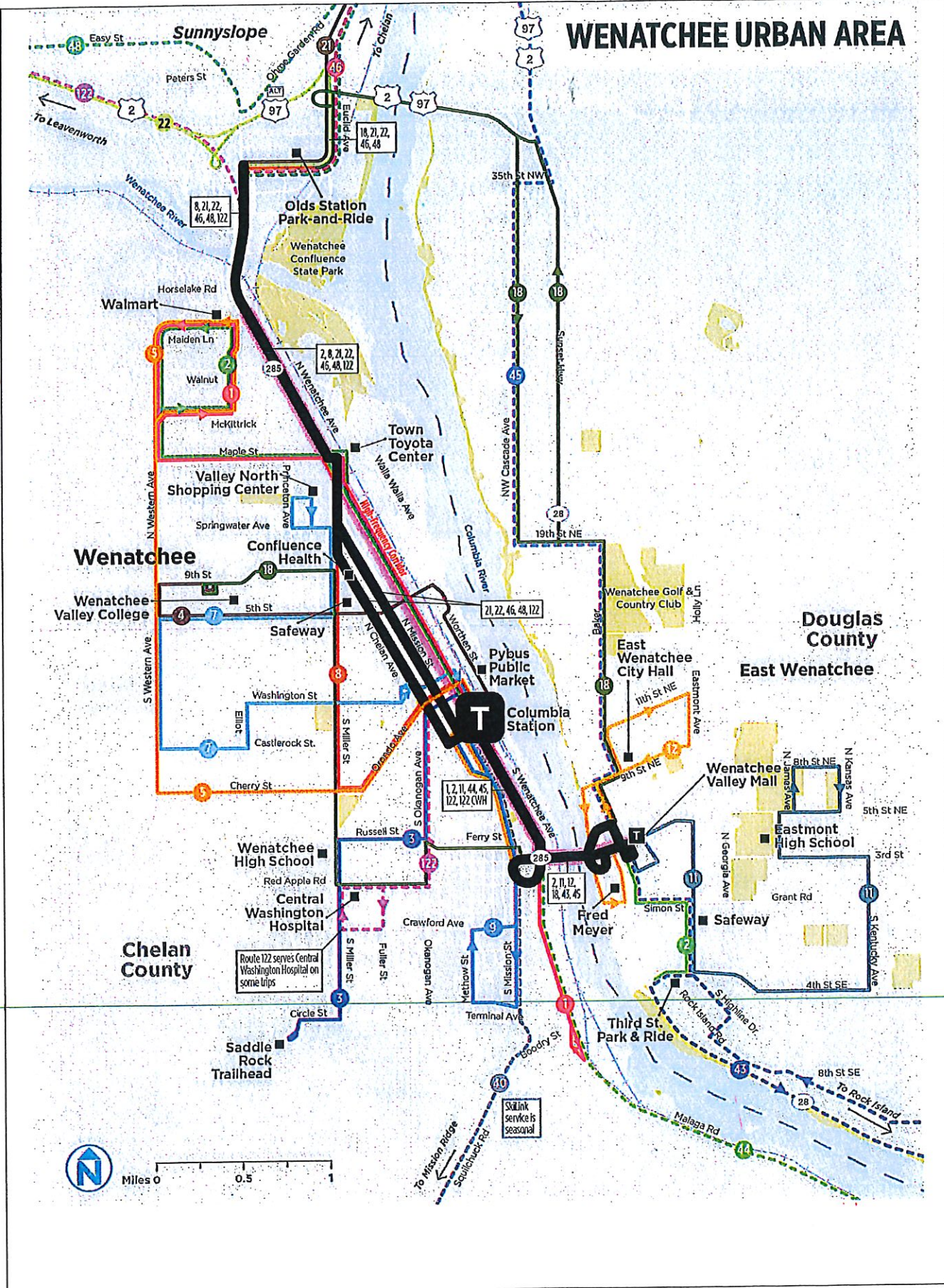


Miles 0 4 8

Stillink service is seasonal

Mission Ridge Ski & Board Resort

WENATCHEE URBAN AREA



Are you in favor of the Proposed Service Plan?

- Yes, I like these changes.
- No, but I can live with it
- I don't support these changes

Include any comments you have about the Proposed Service Plan.

*** Would you like to view route schedules and maps? You will also have the ability to comment on individual routes.**

- Yes
- No



Link Transit July 2022 Proposed Service Changes

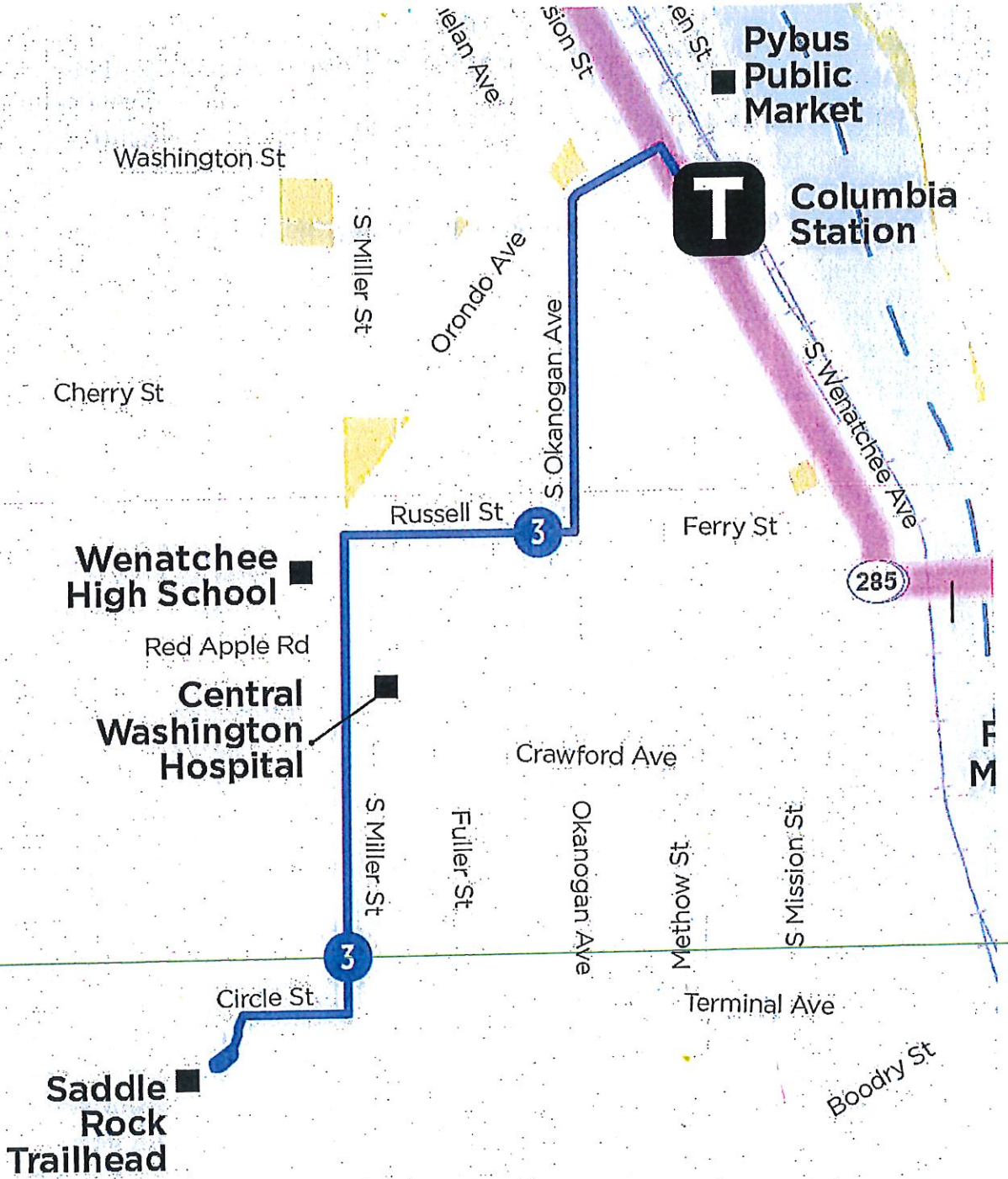
3 Central Washington Hospital/Saddle Rock

A new route connecting downtown Wenatchee with Wenatchee High School, Central Washington Hospital (CWH), and the Saddle Rock Trailhead. This route would operate in both directions on Okanogan Avenue, Russell Street, and S Miller Street.

Click NEXT at the bottom of the page after completing this section.

ROUTE 3

ROUTE 3



Route 3 Draft Schedule

Monday - Friday

Saturday service 9:30 AM - 5 PM with
60 minute frequency

Sunday service 9:30 AM - 5 PM with
60 minute frequency

Columbia Station	Central Washington Hospital	Saddle Rock Trailhead	Central Washington Hospital	Columbia Station
6:00	6:07	6:09	6:12	6:19
6:30	6:37	6:39	6:42	6:49
30 minute frequency continues until 5:30 PM				
5:30	5:37	5:39	5:42	5:49
6:30	6:37	6:39	6:42	6:49
7:30	7:37	7:39	7:42	7:49
BOLD: PM trips				

Do you like the proposed Route 3: Central Washington Hospital/Saddle Rock?

- Yes
- No opinion/this doesn't affect me
- No

Include any comments you have about this route