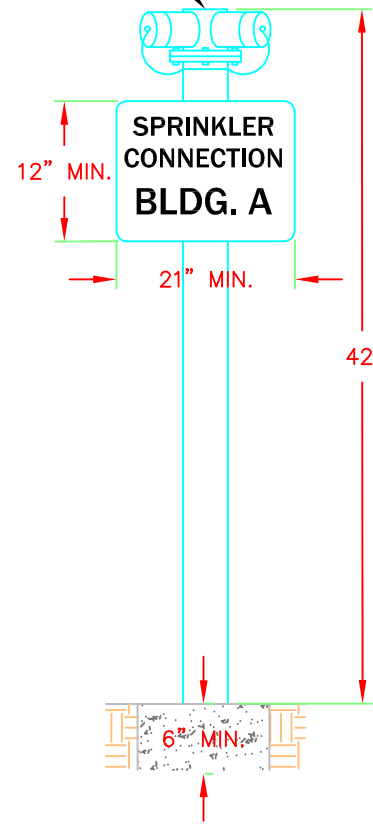
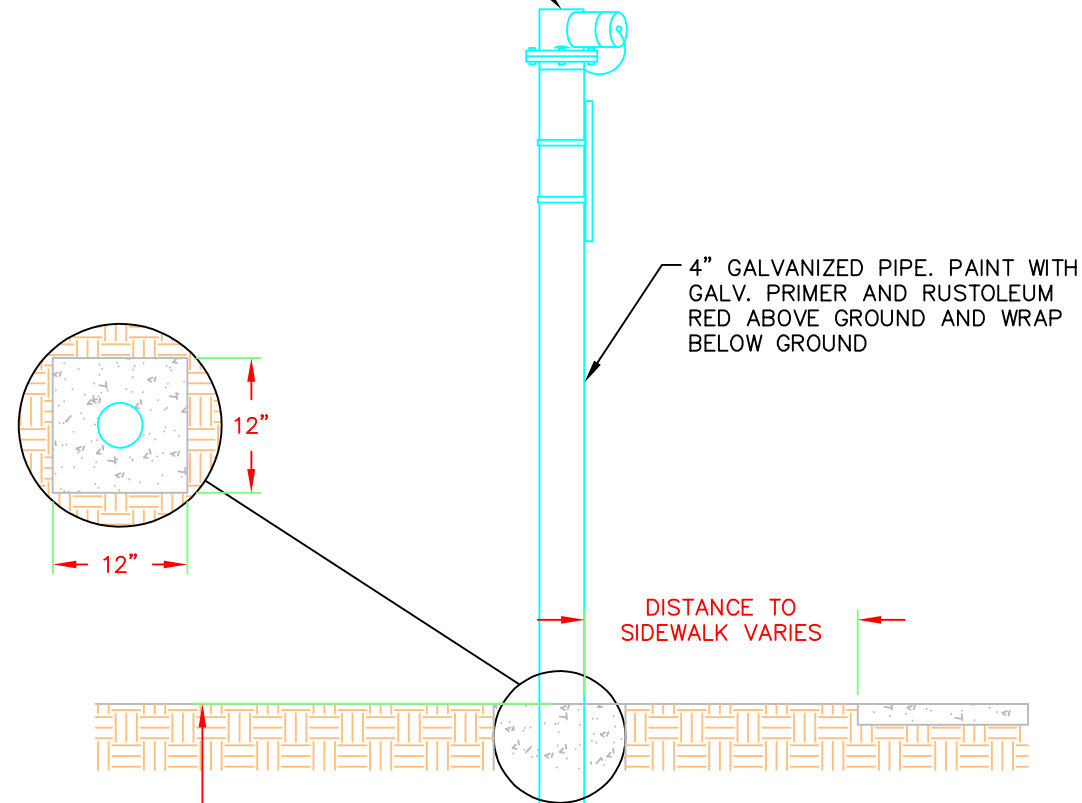


LOCATION TO BE APPROVED BY FIRE INSPECTOR



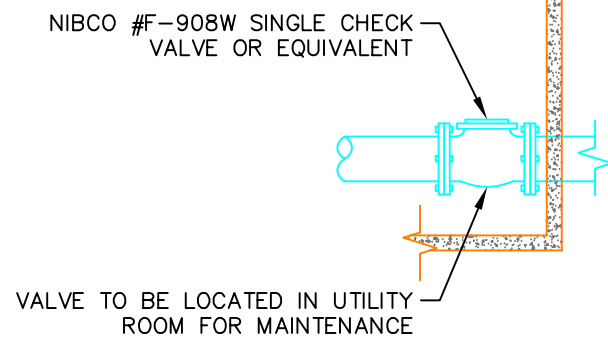
CROCKER 6420, 4"x 2.5"x 2.5" DOUBLE CLAPPER WITH KNOX FDC LOCKS



4" GALVANIZED PIPE. PAINT WITH GALV. PRIMER AND RUSTOLEUM RED ABOVE GROUND AND WRAP BELOW GROUND

DISTANCE TO SIDEWALK VARIES

40" MIN. OR DEPTH OF MAINLINE WHICHEVER IS GREATER



VALVE TO BE LOCATED IN UTILITY ROOM FOR MAINTENANCE

MEGA LUG GLANDS

MJ x STEEL GASKET

4" ELBOW

THRUST BLOCK AROUND VERTICAL BEND (PER NFPA STD. 24)

1/2" BALL DRIP VALVE NIBCO #RG 2200 OR EQUIVALENT

4 CUBIC FOOT DRAIN SUMP FILLED WITH DRAIN ROCK UNDER DRIP VALVE. LINE SUMP WITH GEOTEXTILE FABRIC; OVERLAP 6" ON TOP.

1. SIGN TO SAY "SPRINKLER CONNECTION" AND "BLDG. A" (OR WHICHEVER BUILDING IS IDENTIFIED)
2. FIRE DEPARTMENT CONNECTION (FDC) PIPE TO BE PAINTED RUSTOLEUM RED
3. SIZE OF SIGN TO FIT REQUIRED INFORMATION. 3.00" BLOCK LETTERS WHITE ON RED BACKGROUND ON 0.080" RUST FREE ALUMINUM BASE OR BETTER

**STANDARD DETAIL  
STANDALONE FDC**



REVISIONS	DATE	INITIAL

DATE DRAWN	CHECKED	DATE APPROVED
2/24/2020	DMN	

SCALE: AS SHOWN	DESIGNED BY	APPROVED BY
	DMN	

STANDARD SPECIFICATIONS  
6-02 CONCRETE STRUCTURES  
7-08 WATER MAINS  
7-12 VALVES FOR WATER MAINS  
7-15 SERVICE CONNECTIONS

DETAIL NO.  
**W-201**

PAGE  
**2 OF 2**